

# DATA SHEET

# F42



## GLOBAL TRUSS F42 TRUSS SYSTEM

Global Truss represents the highest quality and reliability.

The Global Truss F42 is a 2-point truss system. This provides optimum volume and carrying capacity for its construction size and a tube diameter of only 50mm. This system is connected via a special conical connector system, which is joined together to a complete form fit by means of a copper hammer, creating optimal traction.

The Global Truss F42 finds application in trade fairs and shops, as well as in the event industry in general. It is also characterised by a minimum transport volume and the special lightweight design. The conical connectors are of course included in the scope of delivery - special designs and powder coatings can be carried out at short notice.

Global Truss has the largest truss storage worldwide and is permanently able to deliver all systems. Furthermore, Global Truss is the only truss manufacturer with its own coupler and hook range tested by "TÜV" and "DIN".

### TECHNICAL DATA

Pipe diameter main pipe:	50mm
Wall thickness:	2mm
Material:	AlMgSi F31 / T6082
Pipe diameter brace:	20mm x 2mm
Conical connectors included in scope of delivery	

### PRODUCED ACCORDING TO

EN 1090-1:2009 + A1:2011

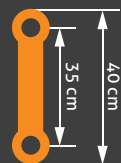
EN 1090-3

#### INCLUSIVE

2 X

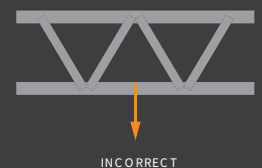
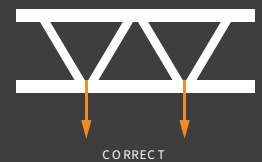


4 X



#### LOAD TABLE

Span	Uniform distribution load	Deflection	Center point load		Deflection	point load in third-point	Deflection
			kg	cm			
	kg / m	cm	kg	cm	cm	kg	cm
2,00	832,00	0,13	954,00	0,12	580,00	0,13	
3,00	554,00	0,45	746,00	0,32	476,00	0,35	
4,00	321,00	0,83	610,00	0,63	401,00	0,70	
5,00	205,00	1,29	511,00	1,04	346,00	1,19	
6,00	141,00	1,86	424,00	1,49	303,00	1,81	
7,00	103,00	2,53	361,00	2,04	269,00	2,57	
8,00	79,00	3,31	314,00	2,67	236,00	3,38	
9,00	62,00	4,19	277,00	3,39	208,00	4,28	
10,00	49,00	5,18	247,00	4,20	185,00	5,29	
	kg / m	cm	kg	cm	kg	cm	
2,00	832,00	0,13	860,00	0,11	580,00	0,13	
3,00	381,00	0,31	572,00	0,25	429,00	0,32	
4,00	213,00	0,55	427,00	0,44	320,00	0,56	
5,00	136,00	0,86	339,00	0,69	255,00	0,88	
6,00	94,00	1,24	281,00	1,00	211,00	1,27	
7,00	68,00	1,69	239,00	1,37	179,00	1,73	
8,00	52,00	2,21	207,00	1,79	155,00	2,26	
9,00	40,00	2,80	182,00	2,28	136,00	2,86	
10,00	32,00	3,47	161,00	2,82	121,00	3,54	



(\*) values only valid if the load burdens the junction:

Compression chord held every 1.0m!

The weight of the truss is considered in the load table.

Technical changes and errors reserved